



Main Features:

- Frequency Range: 5.0 to 6.0 GHz.
- Typical values: Pout 49 dBm, Gain 40 dB
- Power Added Efficiency: 28%
- Gain Flatness ± 1.5 dB typ
- RF connectors (I/O): SMA Female
- Several mounting options

Typical applications:

- Wireless communication equipment
- Test and measurement equipment
- Navigation and aerospace
- Commercial radars
- General-purpose transmitter amplification

PPA-0500-0600-49

The PPA-0500-0600-49 is a High Power Amplifier providing an output power of 49 dBm and a gain of 40 dB. The compact size and modularity makes it ideal for a wide range of applications.

Performance

Parameter	Value			Units
	Min	Typ	Max	
Frequency	5.0	-	6.0	GHz
Output Power		49		dBm
Small Signal Gain	38.5	40	41.5	dB
Gain Flatness	-	± 1.5	-	dB
VSWR input	1.4	-	1.9	-
DC Voltage		28		V
RF Connectors	SMA Female IN/OUT			
Operating Temperature	-45 to +85 °C			
Storage Temperature	-55 to 125 °C			

Specifications at a case temperature of 25°C at 32 V

Saturated Output Power

Figure 1 shows saturated output power measurement as a function of frequency at low (-45°C), normal (25°C) and high (70°C) temperatures.

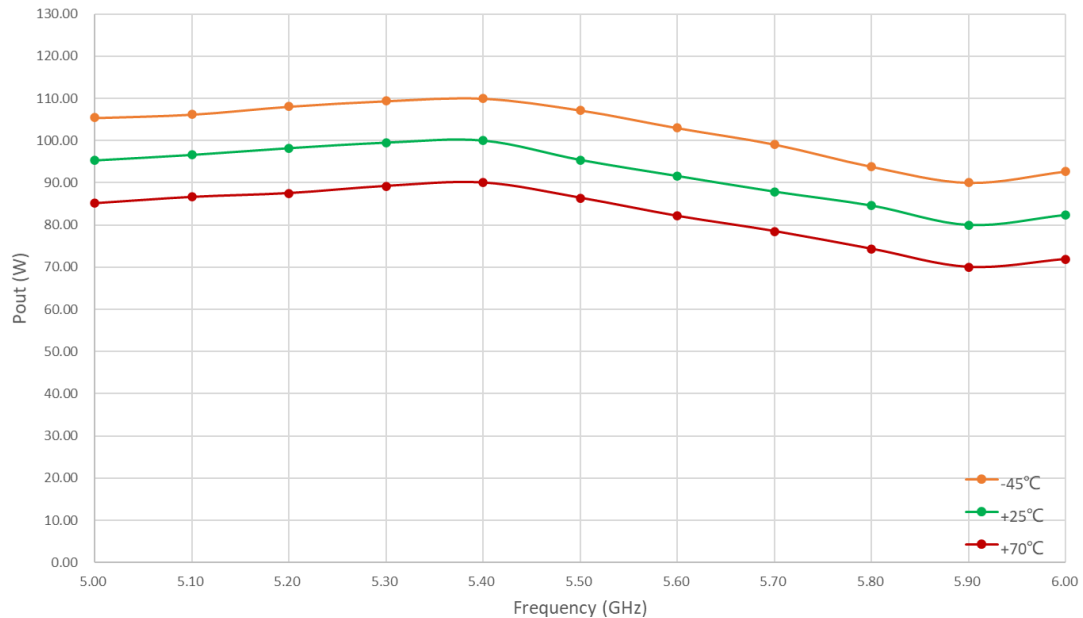


Figure 1: PPA-0500-0600-49 Psat

Small Signal Gain Vs Temperature

Figure 2 shows small signal gain measurement as a function of frequency at low (-45°C), normal (25°C) and high (70°C) temperatures.

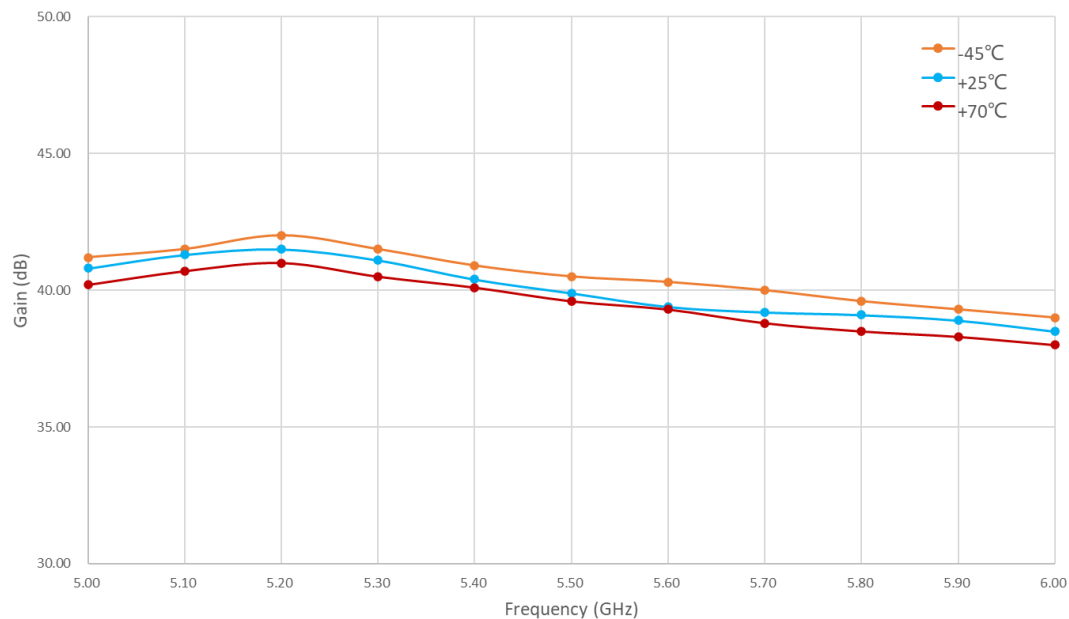


Figure 2: PPA-0500-0600-49 Small Signal Gain Vs Temperature

Input VSWR

Figure 3 shows input (S11) VSWR as a function of frequency at environment temperature (25°C).

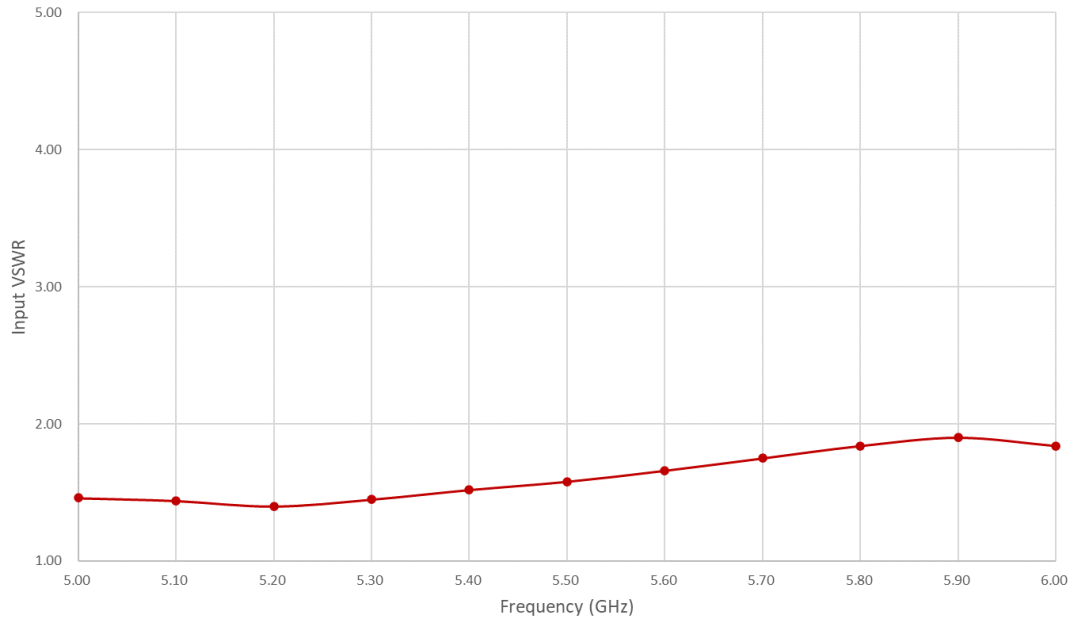


Figure 3: PPA-0500-0600-49 Input VSWR

P.A.E

Figure 4 shows P.A.E as a function of frequency at environment temperature (25°C)

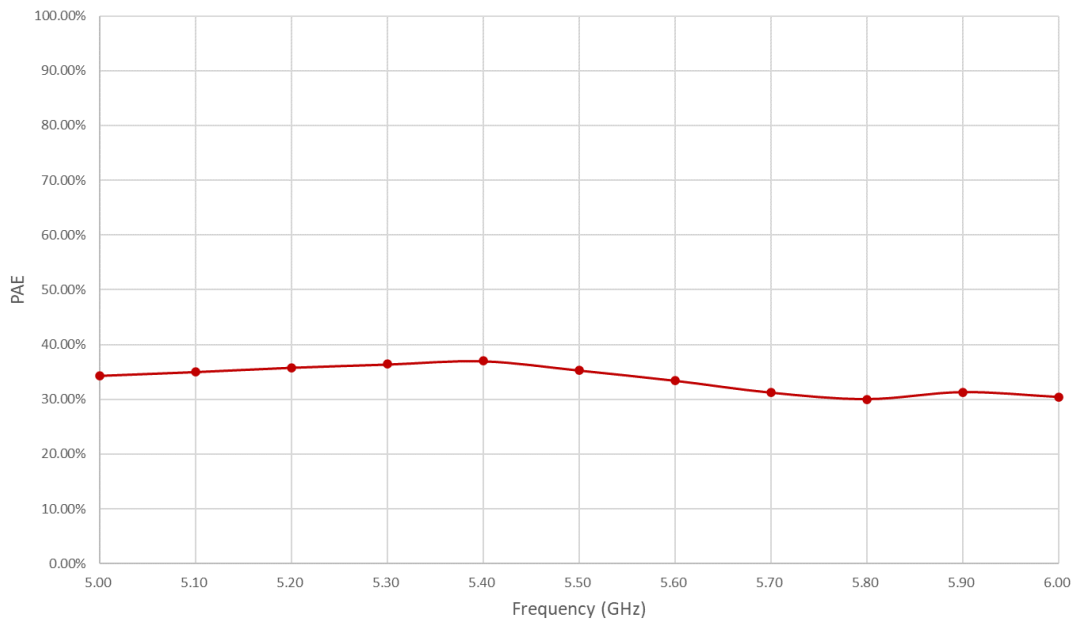


Figure 4: PPA-0500-0600-49 P.A.E

Absolute Maximum Ratings

Condition	Value
DC Voltage	+35 VDC
Maximum Input Power (CW)	+20 dBm
Operation temperature (at case)	-40 to 70 °C
Storage temperature	-55 to 125 °C

- Stress above these ratings may cause permanent damage to the device.
- It is final user responsibility to maintain the amplifier within the specified ranges.

Measurements Conditions

All measurements provided in this report were performed at the following conditions:

Condition	Value
Temperature (DUT ON)	25 °C ± 1°C
Humidity	44% ± 10%
DUT Warm up time	30 min
DUT minimum operation time	24 hours
Test equipment warm up time	2 hours
Additional temperature cycles in climatic chamber (DUT OFF)	-40°C to 85°C

Mechanics and Housing

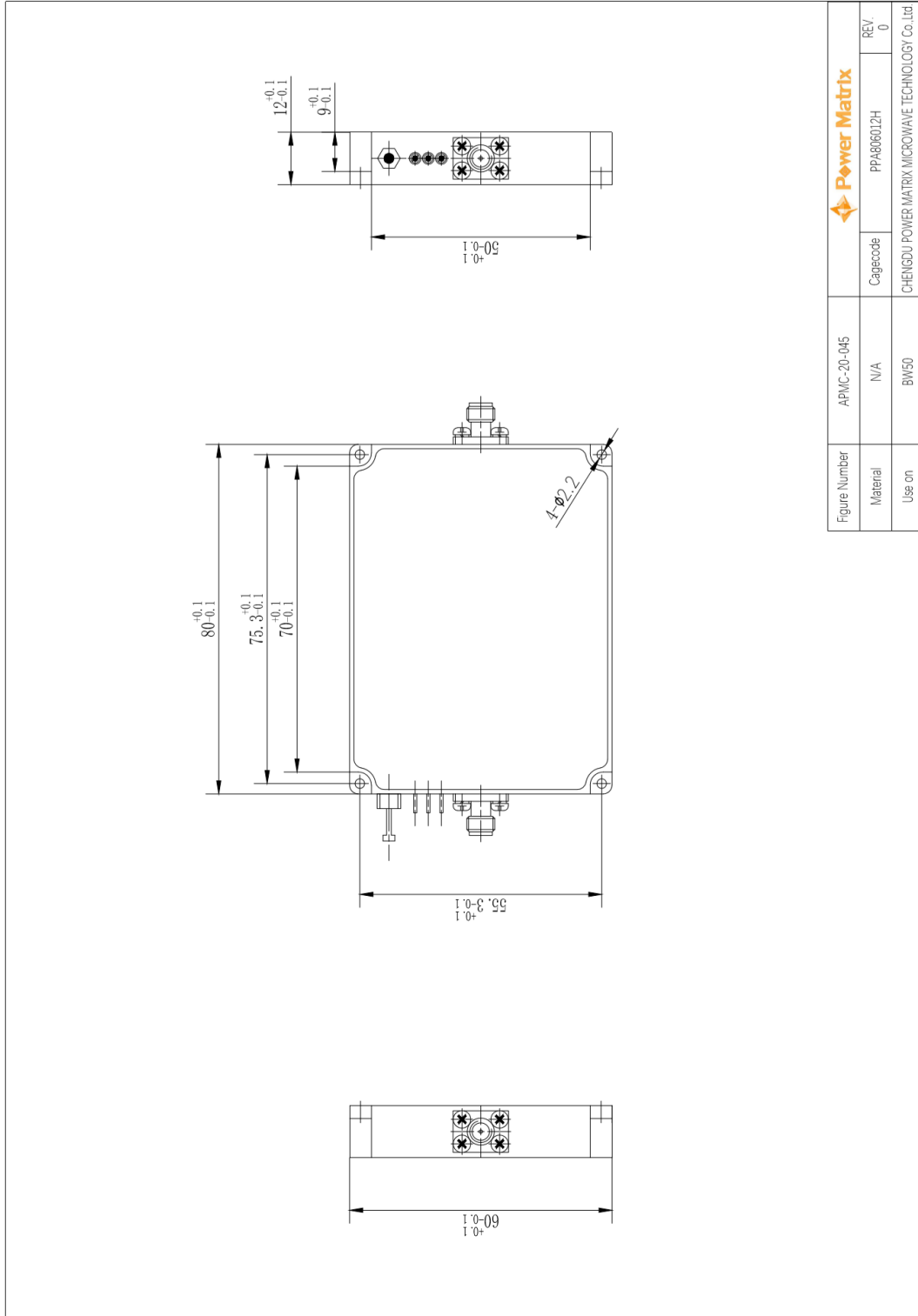


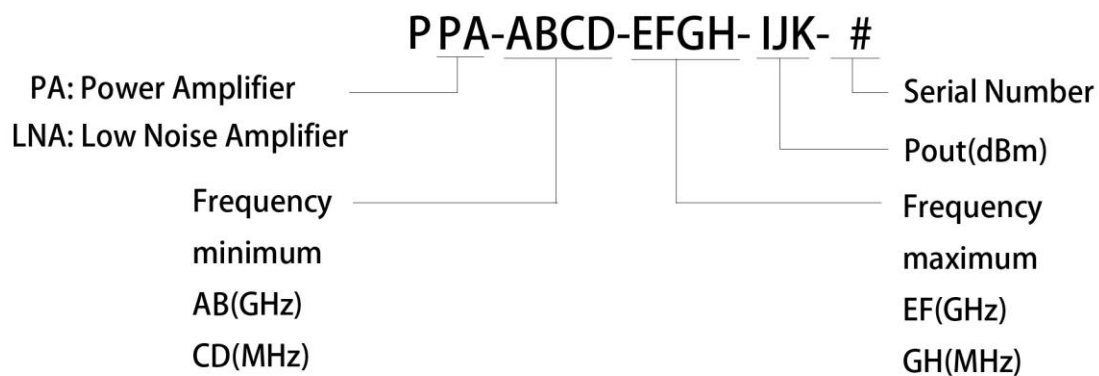
Figure Number	APMC-20-045	 Power Matrix		REV.	0
Material	N/A	Cagecode	PPA806012H		
Use on	BW50	CHENGDU POWER MATRIX MICROWAVE TECHNOLOGY Co.,Ltd			



Identifier	Specification
IN	Signal Input
OUT	Power Output
GND	Ground
Vcc1	DC Supply +28V
Vcc2	DC Supply +28V
EN	ENABLE (can be used for pulse modulation)

Model Number Codification

Model Number





Power Matrix

20200602_rev1.0

Copyright © 2020 Power Matrix MW Technologies. All rights reserved. This information is commercial and indicative, subject to change without notice