



### Main Features:

- Frequency Range: 6.4 to 7.2 GHz.
- Typical values: Pout 50 dBm, Gain 40 dB
- Power Added Efficiency: 28%
- Gain Flatness  $\pm 1$  dB typ
- RF connectors (I/O): SMA Female
- Several mounting options

### Typical applications:

- Wireless communication equipment
- Test and measurement equipment
- Navigation and aerospace
- Commercial radars
- General-purpose transmitter amplification

### PPA-0640-0720-50

The PPA-0640-0720-50 is a High Power Amplifier providing an output power of 50 dBm and a gain of 40 dB. The compact size and modularity makes it ideal for a wide range of applications.

### Performance

Parameter	Value			Units
	Min	Typ	Max	
Frequency	6.4	-	7.2	GHz
Output Power		50		dBm
Small Signal Gain	39	40	41	dB
Gain Flatness	-	$\pm 1$	-	dB
VSWR input	1.4	-	1.9	-
DC Voltage		28		V
RF Connectors	SMA Female IN/OUT			
Operating Temperature	-45 to +85 °C			
Storage Temperature	-55 to 125 °C			

Specifications at a case temperature of 25°C at 32 V

## Saturated Output Power

Figure 1 shows saturated output power measurement as a function of frequency at low (-45°C), normal (25°C) and high (70°C) temperatures.

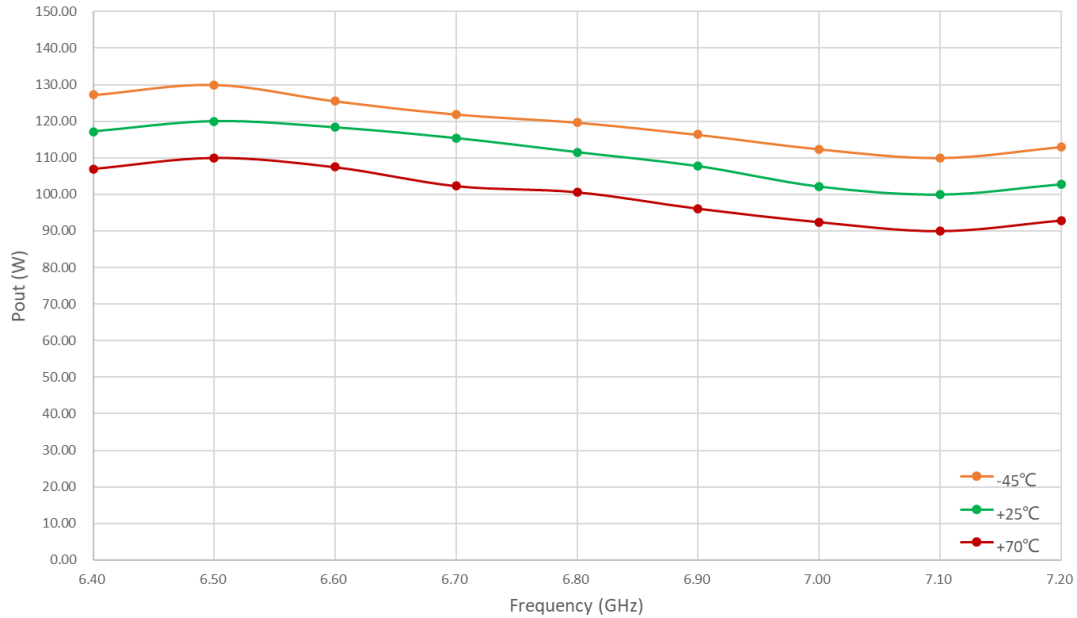


Figure 1: PPA-0640-0720-50 Psat

## Small Signal Gain Vs Temperature

Figure 2 shows small signal gain measurement as a function of frequency at low (-45°C), normal (25°C) and high (70°C) temperatures.

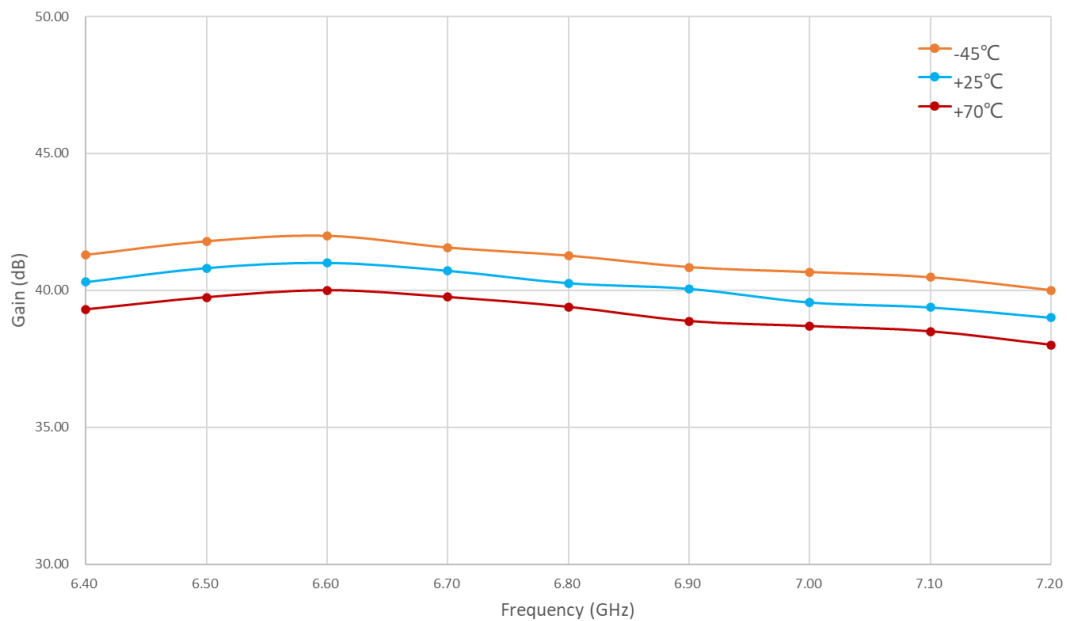


Figure 2: PPA-0640-0720-50 Small Signal Gain Vs Temperature

## Input VSWR

Figure 3 shows input (S11) VSWR as a function of frequency at environment temperature (25°C).

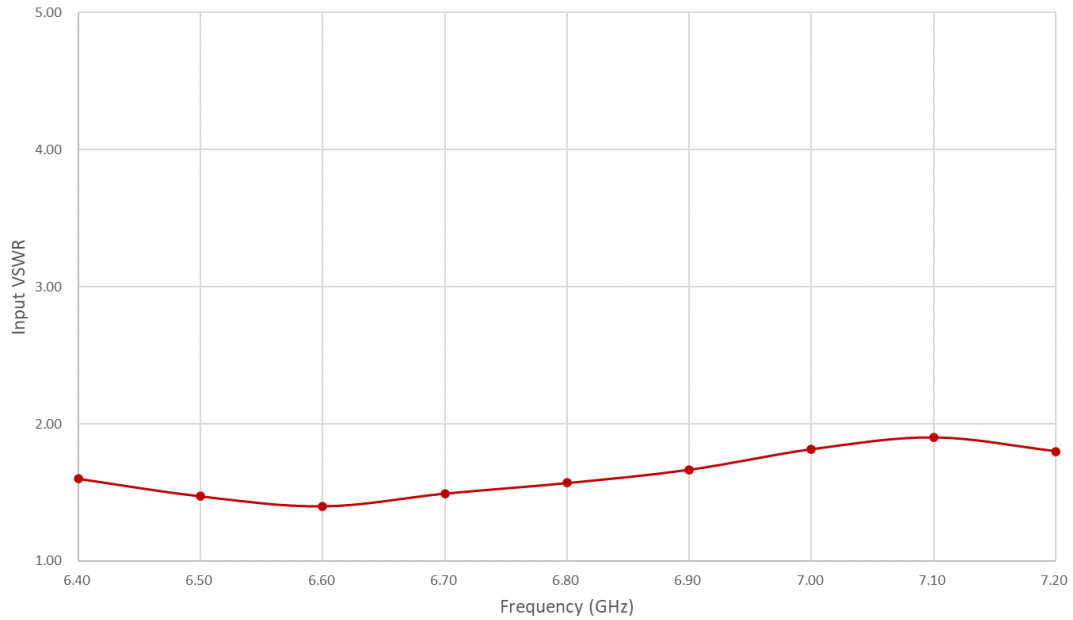


Figure 3: PPA-0640-0720-50 Input VSWR

## P.A.E

Figure 4 shows P.A.E as a function of frequency at environment temperature (25°C)

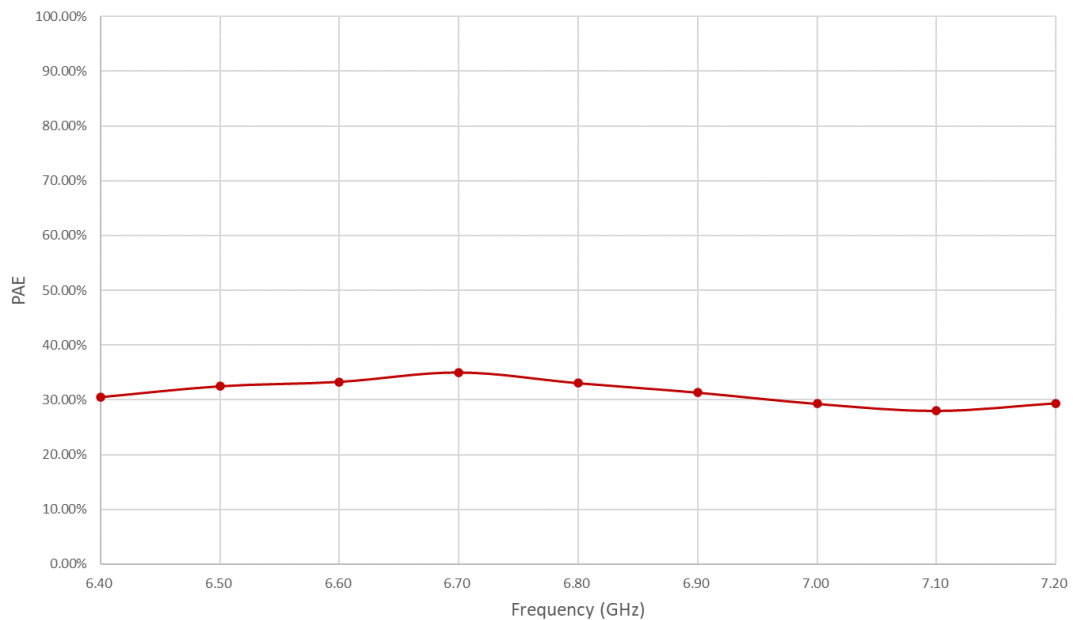


Figure 4: PPA-0640-0720-50 P.A.E

### Absolute Maximum Ratings

Condition	Value
DC Voltage	+35 VDC
Maximum Input Power (CW)	+20 dBm
Operation temperature (at case)	-40 to 70 °C
Storage temperature	-55 to 125 °C

- Stress above these ratings may cause permanent damage to the device.
- It is final user responsibility to maintain the amplifier within the specified ranges.

### Measurements Conditions

All measurements provided in this report were performed at the following conditions:

Condition	Value
Temperature (DUT ON)	25 °C ± 1°C
Humidity	44% ± 10%
DUT Warm up time	30 min
DUT minimum operation time	24 hours
Test equipment warm up time	2 hours
Additional temperature cycles in climatic chamber (DUT OFF)	-40°C to 85°C

Mechanics and Housing

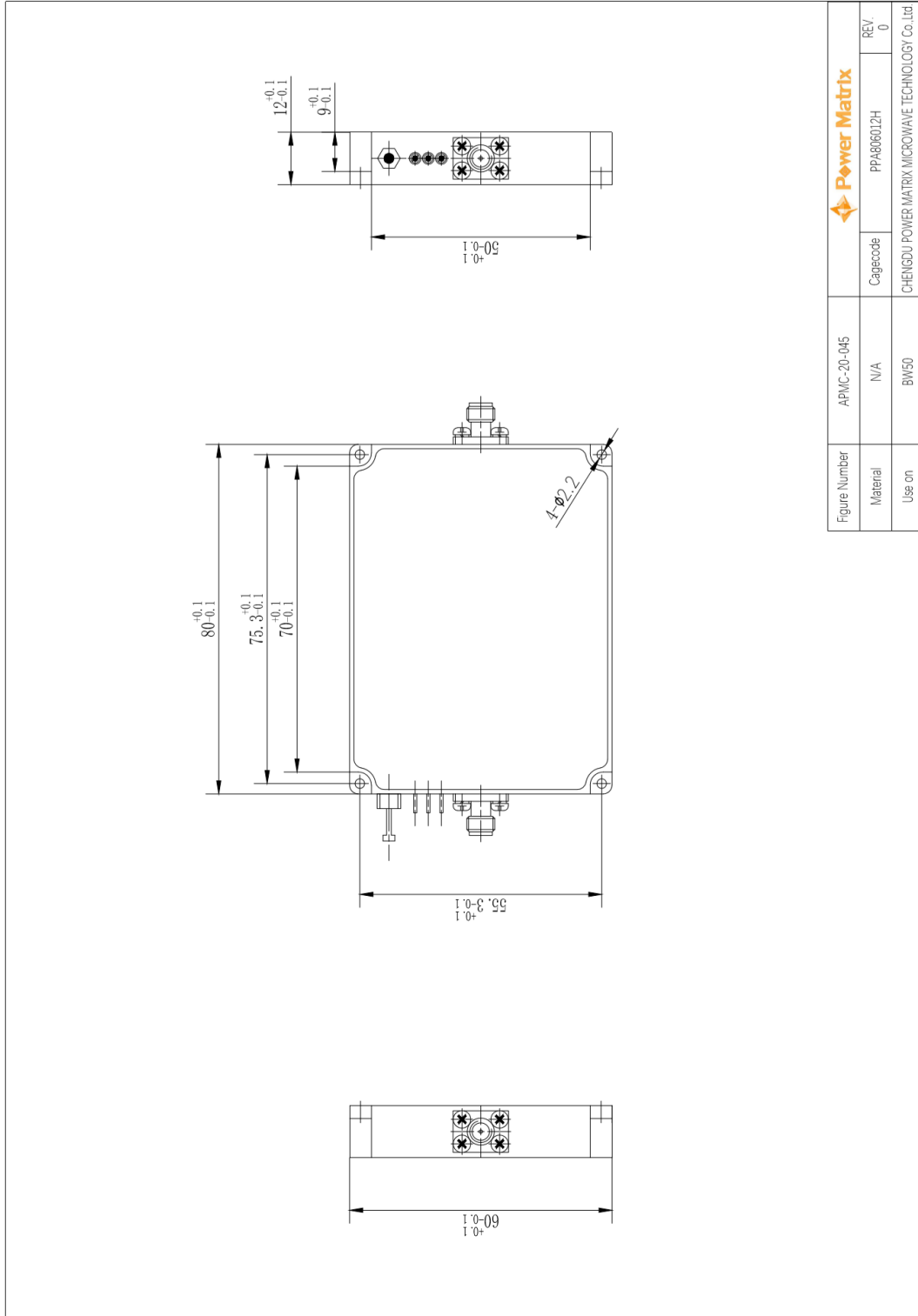


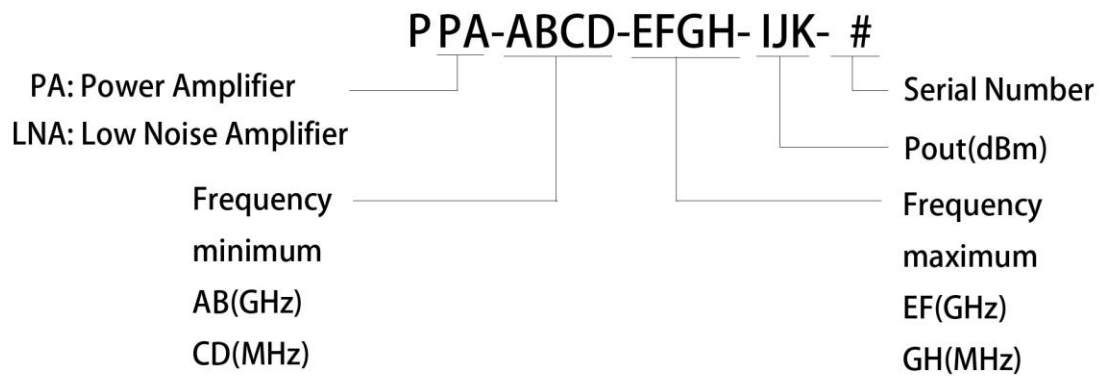
Figure Number	APMC-20-045	 <b>Power Matrix</b>	
Material	N/A	Cagecode	PPA806012H
Use on	BW50	REV.	0
CHENGDU POWERMATRIX MICROWAVE TECHNOLOGY Co.,Ltd			



Identifier	Specification
IN	Signal Input
OUT	Power Output
GND	Ground
Vcc1	DC Supply +28V
Vcc2	DC Supply +28V
EN	ENABLE (can be used for pulse modulation)

## Model Number Codification

### Model Number





**Power Matrix**

20200602\_rev1.0

Copyright © 2020 Power Matrix MW Technologies. All rights reserved. This information is commercial and indicative, subject to change without notice